

$$\text{percentage deviation} = \frac{100(Z - \bar{Z})}{\bar{Z}},$$

where Z is the compressibility factor interpolated from the original measurements and \bar{Z} is the tabulated most reliable compressibility factor value. Some of them are given graphically in Figs. 1 and 2.

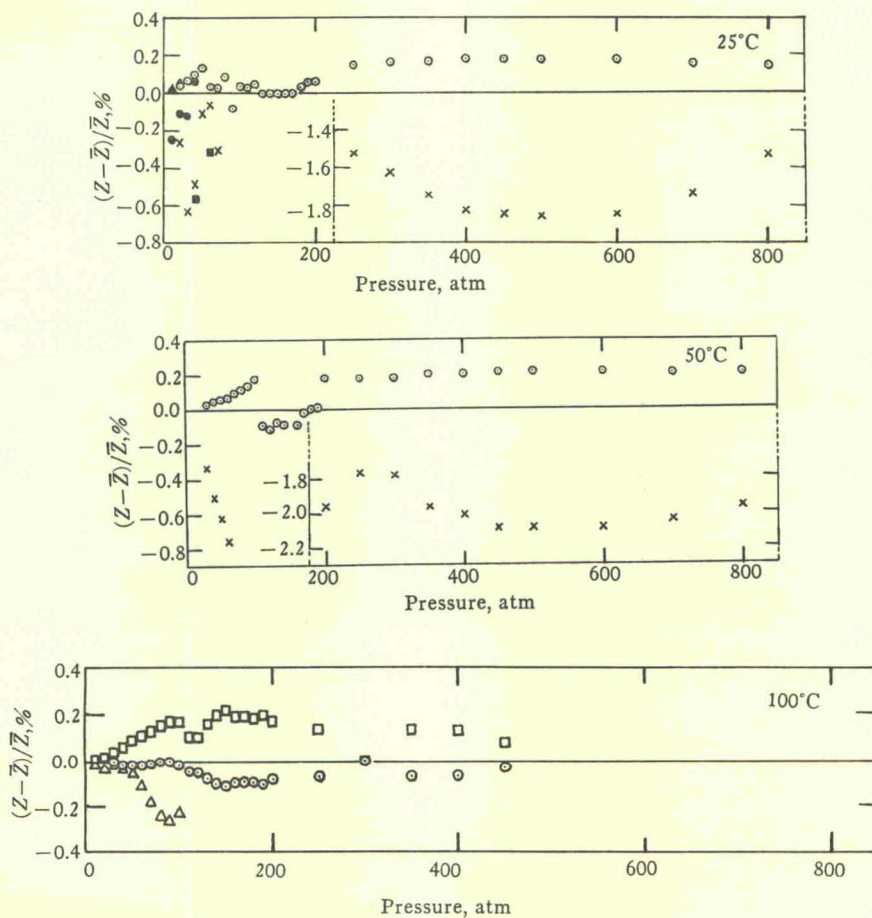


Fig. 2 Percentage deviation diagrams for ethene

- : Ref 9), □: Ref 11), ▲: Ref 12)
 △: Ref 13), ●: Ref 14), ×: Ref 15)
 ■: Ref 16)

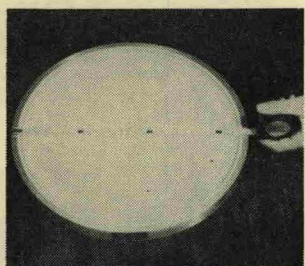
Acknowledgment

The authors wish to thank Mr. K. Matsui, graduate student at Keio Univ., for his help throughout to the completion of this work.

HORIBA'S HIGH-PURITY SYNTHETIC CRYSTALS


for precision optical measurements
of radiation, infrared, ultraviolet or laser beam.

NaI (Tl) SCINTILLATOR



HORIBA, Ltd. has established a steady production line for large size crystals of greater than 12 inches by diameter in addition to conventional size crystals. The photograph at right shows a NaI (Tl) Scintillator for use with scintillation camera. The large diameter NaI (Tl) scintillator enabled scintillation survey of an extensive area to be done in a drastically shorter time. HORIBA, Ltd. is ready to respond to your requirements for any purpose as for as the scintillators are concerned.


INFRARED RAY OPTICAL CRYSTAL



Infrared ray optical crystal is formed from materials specially refined for optical crystals as melted and grown into a huge size ingot. Its uncontested high purity, exact crystal lattice and transparency at the transmission range are universally acknowledged. The crystal is available in forms of prism, window or lense of either rough-polish or rough-cut block, or in a random size.

Materials: LiF, NaCl, KCl, KBr, CsI, AgCl, CaF₂, KRS-5, etc.

ELECTRO-OPTIC CRYSTAL



HORIBA, Ltd. is the first in Japan to have developed electro-optic crystal, known as DKDP single crystal especially for modulation of laser beam. The electro-optic effect of the crystal has been greatly expanded by replacing hydrogen in KDP crystal by its isotope, deuterium (maximum deuterium replacement: 99.7%)

Electro-Optical Crystals

	Pockel's Index $\lambda = 5461\text{\AA}$	Half-Wave Voltage $\lambda = 5461\text{\AA}$	2 Cut Maximum Size
DKDP (KH ₂ PO ₄)	$\gamma_{63} = 26.4 \times 10^{-12}/\text{V}$	3.0KV	40 x 40 x 40mm
KDP (KH ₂ PO ₄)	$\gamma_{63} = 10.3 \times 10^{-12}/\text{V}$	7.5KV	40 x 40 x 40mm
DDP (ND ₂ H ₂ PO ₄)	$\gamma_{63} = 8.3 \times 10^{-12}/\text{V}$	9.6KV	40 x 40 x 40mm

HORIBA, Ltd. HORIBA

Miyahogashi, Kisshoin
Minami-ku, Kyoto, Japan
Phone: (075)-313-8121